

Your Inspection Report



768 Annette St
Toronto, ON



PREPARED FOR:
WENDY HAMMOND PAGE

INSPECTION DATE:
Tuesday, February 16, 2016

PREPARED BY:
Adam Hannan



Scan to download
report

Carson, Dunlop & Associates
120 Carlton Street, Suite 407
Toronto, ON M5A 4K2

416-964-9415
www.carsondunlop.com
info@carsondunlop.com



February 16, 2016

Dear Wendy Hammond Page,

RE: Report No. 51873
768 Annette St
Toronto, ON

Thank you for choosing us to perform your home inspection. We hope the experience met your expectations.

There are a series of coloured tabs at the top of each page of the attached report that you can click for easy navigation. Each tab takes you to a section describing each major home system (Roofing, Exterior, Structure, etc.). Blue, underlined text indicates a hyperlink. Click on the hyperlink for more information on that subject or condition. There is further reference material at the end.

A home inspection identifies the current condition of the property but cannot predict the future. Our home warranty protects you against the high cost of repair and replacement to furnaces, air conditioners, water heaters and appliances for as long as you own your home. To learn more, click on the Appendix heading at the top of any page of your report.

Please feel free to contact us with questions about the report or the home itself any time, for as long as you own your home. Our telephone and e-mail consulting service is available at no cost to you. Please watch for your follow-up e-mail. We hope you will fill out and return our client questionnaire.

FOR THE BUYER

This inspection report is very helpful, but it's not enough to make a decision about buying a home. A complete home inspection includes both an onsite review of the property with the home inspector and the inspection report. To book your Onsite Review, call us at 800-268-7070. The fee is \$260. Without an Onsite Review, our obligation and liability is limited to the seller.

Thanks again for choosing Carson Dunlop

Sincerely,

Adam Hannan
on behalf of
Carson, Dunlop & Associates

Carson, Dunlop & Associates
120 Carlton Street, Suite 407
Toronto, ON M5A 4K2
416-964-9415
www.carsondunlop.com
info@carsondunlop.com



INVOICE

February 16, 2016

Client: Wendy Hammond Page

Report No. 51873

For inspection at:

768 Annette St

Toronto, ON

on: Tuesday, February 16, 2016

Sellers Home Inspection - Professional Inspector

\$450.00

Coupon

(\$25.00)

Subtotal

\$425.00

HST

\$55.25

#108348343

RT0001

Total

\$480.25

PAID IN FULL - THANK YOU!

Carson, Dunlop & Associates
120 Carlton Street, Suite 407
Toronto, ON M5A 4K2
416-964-9415
www.carsondunlop.com
info@carsondunlop.com

OVERVIEW

768 Annette St, Toronto, ON February 16, 2016

Report No. 51873

www.carsondunlop.com

OVERVIEW

ROOFING

EXTERIOR

STRUCTURE

ELECTRICAL

HEATING

COOLING

INSULATION

PLUMBING

INTERIOR

APPENDIX

REFERENCE

INTRODUCTION

This page is typically reserved for significant expenses that will likely occur in the short term. None were found.

The report does include important information, including some recommendations for improvements. This page must not be considered as the complete report. Please read the entire report and the appropriate text included in the provided hyperlinks.

The goal of a home inspection is to identify significant issues that would affect the average person's decision to buy a home. While looking for big issues we typically identify some minor defects along the way. We include these in the report as a courtesy, but please understand a home inspection is not a Technical Audit and does not include compiling a comprehensive list of minor issues. (That service is available at additional cost.)

FOR THE BUYER

This inspection report is very helpful, but it's not enough to make a decision about buying a home. A complete home inspection includes both an onsite review of the property with the home inspector and the inspection report. To book your Onsite Review, call us at 800-268-7070. The fee is \$260. Without an Onsite Review, our obligation and liability is limited to the seller.

When you move into the home you will typically identify a number of minor issues not identified in the report. That is to be expected and we suggest you allow roughly 1% of the value of the home annually for this type of maintenance and repair.

Houses are designed to last a very long time, but many of the components are consumable. Roofs, heating systems, air conditioning systems and water heaters, for example, wear out and are replaced from time to time. A home with older systems does not mean a poor quality house.

Many elements like kitchens, bathrooms, flooring, siding and windows are most often changed for lifestyle and decorating reasons. These discretionary home improvements are typically planned projects.

Un-planned repairs or replacements are never welcome, but are part of the 'joy of home ownership'. We encourage you to set up maintenance programs to protect your investment, reduce costs, improve comfort and efficiency, and extend life expectancy.

A Word About Water

Uncontrolled water is the enemy of homes. It not only damages the replaceable components, it also attacks the permanent elements of a home including wood and steel structural members, siding, trim, windows, doors, walls, floors and ceilings. Water also promotes mold growth.

Water sources include rain, snow, surface water, ground water; leaks from plumbing and heating systems and condensation. Again, preventative maintenance is the key to protecting your investment and avoiding water damage. This includes keeping gutters and downspouts clear and leak free, and discharging water well away from the building. Lot

OVERVIEW

768 Annette St, Toronto, ON February 16, 2016

Report No. 51873

www.carsondunlop.com

OVERVIEW

ROOFING

EXTERIOR

STRUCTURE

ELECTRICAL

HEATING

COOLING

INSULATION

PLUMBING

INTERIOR

APPENDIX

REFERENCE

grading should slope slightly down away from the home to direct surface water away from the home.

Annual maintenance programs on roofs, gutters, heating and cooling systems help minimize water damage.

END OF OVERVIEW

NOTE: BALLPARK COSTS AND TIME FRAMES

Any ballpark costs and time estimates provided are a courtesy and should not be relied on for budgeting or decision-making. Quotations from specialists should be obtained. The word 'Minor' describes any cost up to roughly \$500.

ROOFING

768 Annette St, Toronto, ON February 16, 2016

Report No. 51873

www.carsondunlop.com

OVERVIEW

ROOFING

EXTERIOR

STRUCTURE

ELECTRICAL

HEATING

COOLING

INSULATION

PLUMBING

INTERIOR

APPENDIX

REFERENCE

Descriptions

Sloped roofing material:

- [Asphalt shingles](#)

Both the Flat roof and sloped roof covering are reported by homeowner to be less than one year old.

Flat roofing material: • [Built-up membrane](#)

Approximate age: • The roof covering appears to be at the beginning of its normal life expectancy.

Chimneys: • [None](#)

Observations and Recommendations

General

- Snow/ice on the roof restricted access during the inspection. A full inspection by a specialist is recommended when the snow is gone. Repairs may be required based on the results of the full inspection.

New Roof Coverings as reported by homeowner.

Location: Throughout Flat and Sloped Roof

Task: Inspect when snow melts



Snow/ice on the roof restricted access...

Inspection Methods and Limitations

Roof inspection limited/prevented by: • Eaves Protection - presence, continuity and effectiveness cannot be determined during a professional Home Inspection.

Roof inspection limited/prevented by: • Snow/ice

EXTERIOR

768 Annette St, Toronto, ON February 16, 2016

Report No. 51873

www.carsondunlop.com

OVERVIEW

ROOFING

EXTERIOR

STRUCTURE

ELECTRICAL

HEATING

COOLING

INSULATION

PLUMBING

INTERIOR

APPENDIX

REFERENCE

Descriptions

Gutter and Downspout Material(s): • [Aluminum](#)

Wall Surfaces: • [Brick](#)

Observations and Recommendations

WALL SURFACES \ Observations

Condition: • Most masonry walls have small cracks due to shrinkage or minor settlement. These will not be individually noted in the report, unless leakage, building movement or similar problems are noted.



Example of minor cracks

Condition: • [Damage](#)

Minor Brick Damage

Location: Second Floor Bedroom at Sliding Door

Task: Repair

Time: Regular Maintenance

Cost: Minor

EXTERIOR

768 Annette St, Toronto, ON February 16, 2016

Report No. 51873

www.carsondunlop.com

OVERVIEW

ROOFING

EXTERIOR

STRUCTURE

ELECTRICAL

HEATING

COOLING

INSULATION

PLUMBING

INTERIOR

APPENDIX

REFERENCE



Minor Brick Damage

Inspection Methods and Limitations

Exterior inspection method: • The exterior was inspected from ground level.

Limitations: • Fences, outbuildings (other than garages) and landscape features are not included as part of a home inspection.

OVERVIEW

ROOFING

EXTERIOR

STRUCTURE

ELECTRICAL

HEATING

COOLING

INSULATION

PLUMBING

INTERIOR

APPENDIX

REFERENCE

Descriptions

Foundations: • [Poured Concrete](#)**Configuration:** • [Basement](#)**Floor Construction:** • [Joists - wood](#)**Exterior Wall Construction:** • [Wood Frame / Masonry Veneer](#)**Roof and Ceiling Framing:** • [Not visible](#)

Observations and Recommendations

General

- No Structure recommendations are offered as a result of this inspection.

FOUNDATIONS AND MASONRY WALLS \ Observations

Condition: • Most foundation walls and masonry walls have small cracks due to minor shrinkage, settlement or shifting. These will not be individually noted, unless leakage or building movement is noted.

Inspection Methods and Limitations

Structure inspection method: • Roof structure inspected from attic access hatch


Limitations: • Finishes, insulation, furnishings and storage conceal structural components, preventing/restricting inspection. • The footings supporting the house are typically not visible and cannot be inspected. Only a small part of the foundation can be seen and inspected from outside the home. Finished or concealed portions of the interior of the foundation cannot be inspected.

Descriptions

Service Entrance Cable: • [Underground - wiring material not determined](#)

Service Size:

- [100 amps \(240 Volts\)](#)



100 amps (240 Volts)

System Grounding: • [Water pipe - copper](#)

Distribution Panel Type and Location: • [Breakers - Basement](#)

Distribution Wire: • [Copper - non-metallic sheathed](#)

Outlet Type & Number: • [Grounded - typical number](#)

Ground Fault Circuit Interrupters: • [Bathroom\(s\)](#) • [Exterior](#)

Arc Fault Circuit Interrupters: • Panel

Observations and Recommendations

General

- All electrical recommendations are safety issues. Treat them as high priority items, and consider the Time frame as Immediate, unless otherwise noted.

GROUND FAULT CIRCUIT INTERRUPTERS \ Observations

Condition: • [Test faulty](#)

Location: Front Exterior Wall

Task: Replace

Time: Before using

Cost: Minor

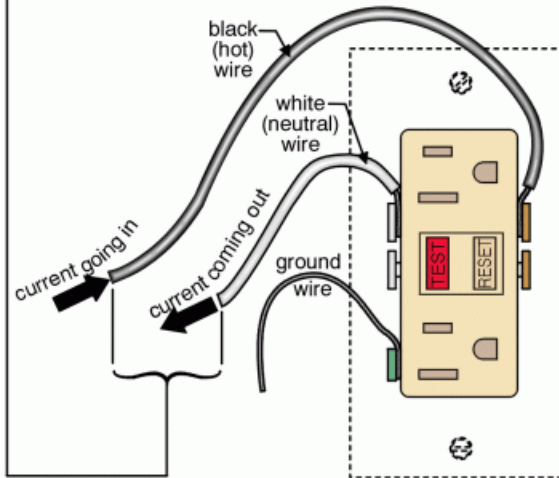
Ground fault interrupter

the GFI circuitry within the outlet checks constantly for a difference between the current in the black and white wires

if there is a difference (even as little as 5 milliamps), there is a current leak (possibly through your body) and the GFI shuts down the receptacle and other receptacles downstream

note:

if the GFI is in the panel, the entire circuit will be shut down



Inspection Methods and Limitations

Limitations:

- Main disconnect cover not removed - unsafe to do so.
- Concealed electrical components are not inspected.
- The continuity and quality of the system ground are not verified as part of a home inspection.
- The following low voltage systems are not included in a home inspection: intercom, alarm/security, doorbells, low voltage light control, central vacuum, telephone, television, Internet, and Smart Home wiring systems.
- A professional home inspection includes the inspection of a representative sample of wiring, lights, receptacles, etc.

HEATING

768 Annette St, Toronto, ON February 16, 2016

Report No. 51873

www.carsondunlop.com

OVERVIEW

ROOFING

EXTERIOR

STRUCTURE

ELECTRICAL

HEATING

COOLING

INSULATION

PLUMBING

INTERIOR

APPENDIX

REFERENCE

Descriptions

Main Heating System - Type: • [Furnace](#)

Efficiency: • [High efficiency](#)

Main Heating System - Fuel/Energy Source: • Natural gas

Approximate Input Capacity: • [40,000 BTU/hr](#)

Approximate Age:

• [9 years](#)

Based on manufacture date, not installation date.

Typical Life Expectancy: • [Furnace \(high efficiency\) - 15 to 20 years](#)

Main Fuel Shut-off Location: • Gas Meter

Observations and Recommendations

General

- No Heating recommendations are offered as a result of this inspection.
- Furnaces have life expectancies that range from 10 to 25 years depending on the type, heating load and maintenance. An annual maintenance contract is strongly recommended.

Inspection Methods and Limitations

Limitations: • Heat loss calculations are not performed as part of a home inspection. • Safety devices are not tested as part of a home inspection. • The heat exchanger is substantially concealed and could not be inspected.

Environmental issues outside the scope of a home inspection: • Finding and identifying environmental issues such as asbestos is outside the scope of a home inspection. Asbestos may be present in many building products and materials. An Environmental Consultant can assist if this is a concern. This Specialty Service can be booked through Carson Dunlop at 1-800-268-7070.

COOLING

768 Annette St, Toronto, ON February 16, 2016

Report No. 51873

www.carsondunlop.com

OVERVIEW

ROOFING

EXTERIOR

STRUCTURE

ELECTRICAL

HEATING

COOLING

INSULATION

PLUMBING

INTERIOR

APPENDIX

REFERENCE

Descriptions

Air Conditioning Type: • [Central air conditioning - air cooled](#)

Cooling Capacity (Outdoor Unit): • [18,000 BTU/hr](#)

Approximate Age (Outdoor Unit / Compressor): • [7 years](#)

Typical Life Expectancy: • 10 to 15 years

Observations and Recommendations

General

• No Cooling recommendations are offered as a result of this inspection.

REGULAR MAINTENANCE \ Good advice for all homeowners

Condition: • An annual maintenance agreement that covers parts and labour is recommended.

Duct systems should be balanced during regular servicing. Systems with heating and air conditioning require different balance setups for summer and winter.

Inspection Methods and Limitations

Limitations: • Heat gain and heat loss calculations are not performed as part of a home inspection.

Limitations: • Low outdoor temperatures prevented testing in the cooling mode.

Note: Test Operation in the Spring when the outside temperature is above 18C or 65F

Descriptions

Reference information on insulation levels: • Read Section 1.0 on Current Insulation Standards • [Adding insulation is](#) an improvement rather than a repair.

Attic insulation - value & material: • Amount not determined • Material not determined

Attic air/vapour barrier: • [Not visible](#)

Cathedral/sloped roof insulation - value & material: • Amount not determined • Material not determined

Flat roof insulation - value & material: • Amount not determined • Material not determined

Roof ventilation: • [Roof vents](#)

Observations and Recommendations

General

• No Insulation recommendations are offered as a result of this inspection.

AIR SEALING \ Leakage Control

Condition: • Insulation is not effective if air (and the heat that goes with it) can escape from the home. Caulking and weather-stripping help control air leakage, improving comfort while reducing energy consumption and costs. Air leakage control improvements are inexpensive and provide a high return on investment.

Inspection Methods and Limitations

Insulation inspection method: • See STRUCTURE: Inspection Methods and Limitations • Attic inspected from access hatch

Limitations: • Concealed wall insulation is not inspected. • The continuity of air/vapour barriers and the performance of roof and attic ventilation are not verified as part of a home inspection.

Environmental issues outside the scope of a home inspection: • Finding and identifying environmental issues such as asbestos is outside the scope of a home inspection. Asbestos may be present in many building products and materials. An Environmental Consultant can assist if this is a concern. This Specialty Service can be booked through Carson Dunlop at 1-800-268-7070. • Moisture problems may result in visible or concealed mold growth. An Environmental Consultant can assist if this is a concern. This Specialty Service can be booked through Carson Dunlop at 1-800-268-7070.

Descriptions

Water Piping to the Building: • [Copper](#)

Supply Piping in the Building: • [Copper](#) • [PEX \(cross-linked polyethylene\)](#)

Main Shut-off Valve Location: • Basement

Water Heater Type and Energy Source: • [Tankless / Instantaneous](#) • [Natural Gas](#)

Water Heater Tank Capacity: • [189 liters](#) • Tankless water heater - no storage tank

Water Heater Approximate Age: • 5 years

Typical Life Expectancy: • 10 to 15 years

Waste Piping Material: • Plastic

Floor Drain Location: • [Furnace area](#)

Pump: • [Sump pump](#)

Observations and Recommendations

General

- No Plumbing recommendations are offered as a result of this inspection.
- Most plumbing fixtures may be expected to last 15 years or more, although faucets are often replaced every 10 years. Domestic water heaters typically last 8 to 15 years, depending on several variables including type, usage levels and water quality.

SUMP PIT / PUMP \ Observations

Condition: • Backup Pump (battery powered) - recommended (in case of power outage)

Location: Basement

Task: Provide

Time: Less than 1 year

Inspection Methods and Limitations

Limitations: • Concealed plumbing is not inspected. This includes supply and waste piping under floors and under the yard. • Isolating valves, relief valves and main shut-off valves are not tested as part of a home inspection. • Tub and basin overflows are not tested as part of a home inspection. Leakage at the overflows is a common problem.

Environmental issues outside the scope of a home inspection: • Moisture problems may result in visible or concealed mold growth. An Environmental Consultant can assist if this is a concern. This Specialty Service can be booked through Carson Dunlop at 1-800-268-7070.

Descriptions

General: • Interior finishes are in good repair overall.

Windows: • [Casement](#) • [Skylights](#)

Exterior Doors: • [Conventional - hinged](#) • [Sliding glass](#)

Fireplaces and Stoves: • [Fireplace – gas - factory built](#)

Observations and Recommendations

General

• Typical minor flaws were noted on floors, walls and ceilings. These cosmetic issues reflect normal wear and tear.

FLOORS \ Observations

Condition: • Small gap in floor finish

Location: Kitchen

Task: Repair

Time: if desired



STAIRS \ Observations

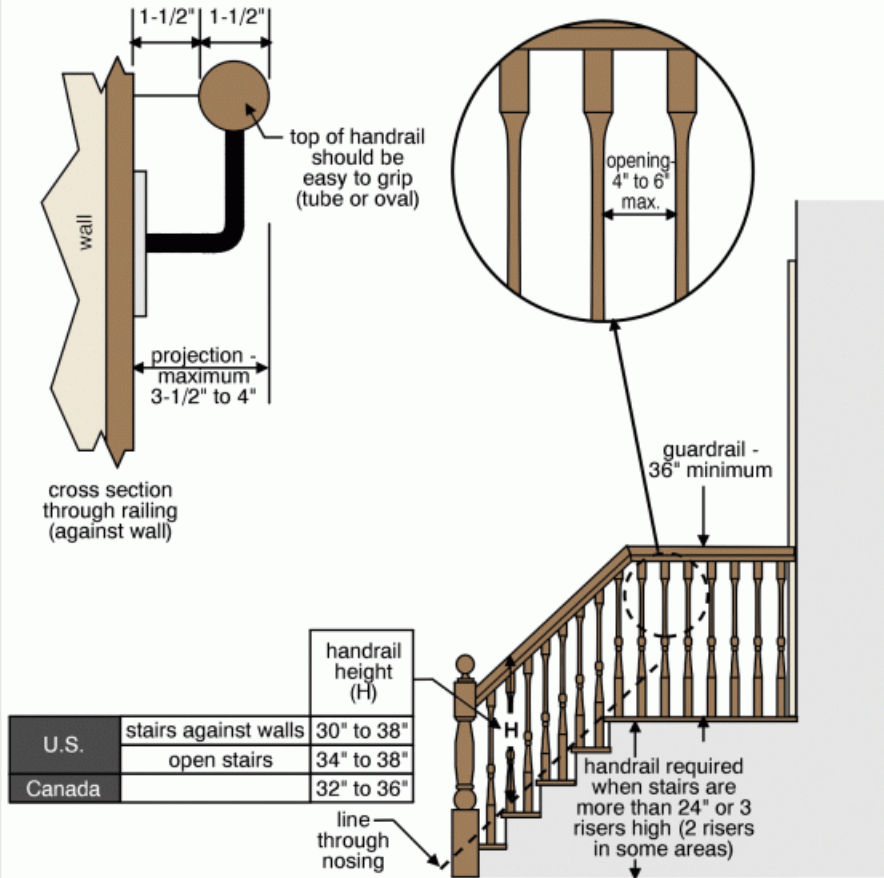
Condition: • [Railing - loose](#)

Location: First Floor

Task: Improve

Time: Discretionary / As Needed

Handrails and guards



Railing - loose

COUNTERS AND CABINETS \ Observations

Condition: • Flaws typical for a home of this age

Location: Kitchen Drawer

Task: Adjust

Time: Regular maintenance

BASEMENT LEAKAGE \ Potential

Condition: • [We cannot predict the frequency or severity of basement leakage.](#)

WHAT TO DO IF YOUR BASEMENT OR CRAWLSPACE LEAKS \ Observations

Condition: • Almost every basement (and crawlspace) leaks under the right conditions. Based on a one-time visit, it's impossible to know how often or severe leaks may be. While we look for evidence of past leakage during our inspection, this is often not a good indicator of current conditions. Exterior conditions such as poorly performing gutters and downspouts, and ground sloping down toward the house often cause basement leakage problems. Please read Section 10.0 in the Interior section of the Home Reference Book before taking any action.

To summarize, wet basement issues can be addressed in 4 steps:

1. First, ensure gutters and downspouts carry roof run-off away from the home. (relatively low cost)
2. If problems persist, slope the ground (including walks, patios and driveways) to direct water away from the home. (Low cost if done by homeowner. Higher cost if done by contractor or if driveways, patios and expensive landscaping are disturbed.)
3. If the problem is not resolved and the foundation is poured concrete, seal any leaking cracks and form-tie holes from the inside. (A typical cost is \$300 to \$600 per crack or hole.)
4. As a last resort, dampproof the exterior of the foundation, provide a drainage membrane and add/repair perimeter drainage tile. (High cost)

Inspection Methods and Limitations

Limitations: • Security systems, intercoms, central vacuum systems, chimney flues and elevators are not included as part of a home inspection. Smoke detectors and carbon monoxide detectors are not tested as part of a home inspection. • Limited access to cabinets and closets • Perimeter drainage tile around foundations is not visible and is not included as part of a home inspection. • Basement leakage frequency or severity cannot be predicted during a home inspection • No comment is made on cosmetic finishes during a home inspection.

Limitations: • Storage/furnishings in some areas limited inspection

% of interior foundation wall not visible: • 99

Environmental issues outside the scope of a home inspection: • Finding and identifying environmental issues such as asbestos is outside the scope of a home inspection. Asbestos may be present in many building products and materials. An Environmental Consultant can assist if this is a concern. This Specialty Service can be booked through Carson Dunlop at 1-800-268-7070. • Moisture problems may result in visible or concealed mold growth. An Environmental Consultant can assist if this is a concern. This Specialty Service can be booked through Carson Dunlop at

INTERIOR

768 Annette St, Toronto, ON February 16, 2016

Report No. 51873

www.carsondunlop.com

OVERVIEW

ROOFING

EXTERIOR

STRUCTURE

ELECTRICAL

HEATING

COOLING

INSULATION

PLUMBING

INTERIOR

APPENDIX

REFERENCE

1-800-268-7070.

END OF REPORT

GOOD ADVICE FOR ALL HOMEOWNERS

The following items explain how to prevent and correct some common problems around the house.

Roof Leaks

Roofs may leak at any time. Leaks often appear at roof penetrations, flashings, changes in direction or changes in material. A roof leak should be addressed promptly to avoid damage to the structure, interior finishes and furnishings. A roof leak does not necessarily mean the roof has to be replaced.

Annual Roof Maintenance

We recommend an annual inspection and tune-up to minimize the risk of leakage and to maximize the life of the roof.

Ice Dams on Roofs

Most roofs are susceptible to ice dams under the right weather conditions. This is where ice forms at the lower edge of the sloped roof, causing melting water from above to back up under the shingles. We cannot predict which roofs will suffer the most damage under adverse weather. For information on prevention and cure, please see section 1.14.2 of the Roofing section of the Home Reference Book. This can be found under the Reference tab in this report.

Maintaining the Exterior of Your Home

Regular maintenance includes painting and caulking of all exterior wood. Caulking should also be well maintained at joints, intersections, wall penetrations and any other places water may get into the building.

Heating and Cooling System - Annual Maintenance

An annual maintenance agreement that covers parts and labour is recommended for all heating and cooling equipment. Humidifiers and electronic air cleaners should be included in the service agreement. The first service visit should be arranged as soon as possible, preferably before equipment is used.

Filters for furnaces and air conditioners should be checked monthly during the operating season and changed or cleaned as needed. Duct systems should be balanced during regular servicing for maximum comfort. Systems with heating and air conditioning are balanced differently for summer and winter.

For boiler/hot water systems, we recommend that any balancing or adjusting the radiator valves be performed by a specialist, due to the risk of leakage. Heating system valves are not operated during a home inspection.

Gas fireplaces and heaters should be included in annual service plans.

Fireplace and Wood Stove Maintenance

Wood-burning appliances and their chimneys should be inspected and cleaned **before you use them** the first time, and annually thereafter. We recommend specialists with WETT (Wood Energy Technology Transfer, Inc.) designations for this kind of work.

Electrical System - Label the Panel

The electrical panel should be labeled to indicate what is controlled by each fuse or breaker. Where the panel is already labeled, please verify the labeling is correct. Do not rely on the labeling being accurate.

Water Heaters

Tankless water heaters should be flushed by a heating or plumbing contractor every year to avoid poor performance and shortened life expectancy.

Bathtub and Shower Maintenance

Caulking and grout in bathtubs and showers should be checked every six months and improved as necessary to prevent leakage and damage behind wall surfaces.

Basement/Crawlspace Leakage

Almost every basement (and crawlspace) leaks under the right conditions. Click for more information. For information on prevention and cure, please see section 10 of the Interior section of the Home Reference Book. This can be found under the REFERENCE tab in this report.

Washing Machine Hoses

We suggest braided steel hoses rather than rubber hoses for connecting washing machines to supply piping in the home. A ruptured hose can result in serious water damage in a short time, especially if the laundry area is in or above a finished area of the home.

Clothes Dryer Vents

We recommend vents for clothes dryers discharge outside the home. The vent material should be smooth walled (not corrugated) metal, and the run should be as short and straight as practical. This reduces drying time, energy consumption and cost; and minimizes the risk of a lint fire inside the vent.

Smoke and Carbon Monoxide (CO) Detectors

Smoke and carbon monoxide detectors should be provided at every floor level of every home, including basements and crawl spaces. (Even if they are present during the inspection, we recommend replacing detectors.) Smoke detectors should be close to sleeping areas, and carbon monoxide detectors should be in any room with a wood-burning stove or fireplace. These devices are not tested as part of a home inspection. Once you take possession of the home, detectors should be tested regularly, and replaced every 10 years. If unsure of the age of a smoke detector, it should be replaced. Smoke detector batteries should be replaced annually.

Priority Maintenance and Home Set-Up

When moving into a resale home, there are some things that you will want to take care of. The Home Set-Up and Maintenance section in the Home Reference Book will provide you with information regarding both things that are done just once as well as regular maintenance activities. This can be found under the REFERENCE tab in this report.

This is a copy of our home inspection contract and outlines the terms, limitations and conditions of the home inspection.

THIS CONTRACT LIMITS THE LIABILITY OF THE HOME INSPECTION COMPANY.
PLEASE READ CAREFULLY BEFORE SIGNING.

The inspection is performed in accordance with the STANDARDS OF PRACTICE of the Ontario Association of Home Inspectors.

To review the STANDARDS OF PRACTICE, visit www.oahi.com/webdocs/StandardsofPractice-OAHI-Rev.pdf

The Home Inspector's report is an opinion of the present condition of the property, based on a visual examination of the readily accessible features of the building.

In addition to the limitations in the STANDARDS, the Inspection of this property is subject to Limitations and Conditions set out in this Agreement.

LIMITATIONS AND CONDITIONS OF THE HOME INSPECTION

There are limitations to the scope of this Inspection. It provides a general overview of the more obvious repairs that may be needed. It is not intended to be an exhaustive list. The ultimate decision of what to repair or replace is yours. One homeowner may decide that certain conditions require repair or replacement, while another will not.

1) THE INSPECTION IS NOT TECHNICALLY EXHAUSTIVE.

The Home Inspection provides you with a basic overview of the condition of the property. Because your Home Inspector has only a limited amount of time to go through the property, the Inspection is not technically exhaustive.

Some conditions noted, such as foundation cracks or other signs of settling in a house, may either be cosmetic or may indicate a potential problem that is beyond the scope of the Home Inspection.

A Technical Audit is a more in-depth, technically-exhaustive inspection of the home which will typically reveal more information than a Home Inspection. We have both services available. By signing this agreement, you acknowledge that you have chosen a Home Inspection instead of a Technical Audit.

If you are concerned about any conditions noted in the Home Inspection Report, we strongly recommend that you consult a qualified Licensed Contractor or Consulting Engineer. These professionals can provide a more detailed analysis of any conditions noted in the Report at an additional cost.

2) THE INSPECTION IS AN OPINION OF THE PRESENT CONDITION OF THE VISIBLE COMPONENTS.

The Home Inspector's Report is an opinion of the present condition of the property. It is based on a visual examination of the readily accessible features of the building.

A Home Inspection does not include identifying defects that are hidden behind walls, floors or ceilings. This includes wiring, heating, cooling, structure, plumbing and insulation that are hidden or inaccessible.

Some intermittent problems may not be obvious on a Home Inspection because they only happen under certain circumstances. As an example, your Home Inspector may not discover leaks that occur only during certain weather conditions or when a specific tap or appliance is being used in everyday life.

Home Inspectors will not find conditions that may only be visible when storage or furniture is moved. They do not remove wall coverings (including wallpaper) or lift flooring (including carpet) or move storage or furniture to look underneath or behind.

3) THIS IS NOT A CODE-COMPLIANCE INSPECTION

The Inspector does NOT try to determine whether or not any aspect of the property complies with any past, present or future codes (such as building codes, electrical codes, fuel codes, fire codes, etc.), regulations, laws, by-laws, ordinances or other regulatory requirements.

4) THE INSPECTION DOES NOT INCLUDE HAZARDOUS MATERIALS.

This includes building materials that are now suspected of posing a risk to health such as phenol-formaldehyde and urea-formaldehyde based insulation, fiberglass insulation and vermiculite insulation. The Inspector does not identify asbestos roofing, siding, wall, ceiling or floor finishes, insulation or fire proofing. We do not look for lead or other toxic metals in such things as pipes, paint or window coverings.

The Inspection does not deal with environmental hazards such as the past use of insecticides, fungicides, herbicides or pesticides. The Home Inspector does not look for, or comment on, the past use of chemical termite treatments in or around the property.

5) WE DO NOT COMMENT ON THE QUALITY OF AIR IN A BUILDING.

The Inspector does not try to determine if there are irritants, pollutants, contaminants, or toxic materials in or around the building.

The Inspection does not include spores, fungus, mold or mildew that may be present. You should note that whenever there is water damage noted in the report, there is a possibility that mold or mildew may be present, unseen behind a wall, floor or ceiling.

If anyone in your home suffers from allergies or heightened sensitivity to quality of air, we strongly recommend that you consult a qualified Environmental Consultant who can test for toxic materials, mold and allergens at additional cost.

6) WE DON'T LOOK FOR BURIED TANKS.

Your Home Inspector does not look for and is not responsible for fuel oil, septic or gasoline tanks that may be buried on the property. If the building had its heating system converted from oil, there will always be the possibility that a tank may remain buried on the property. If fuel oil or other storage tanks remain on the property, you may be responsible for their removal and the safe disposal of any contaminated soil. If you suspect there is a buried tank, we strongly recommend that you retain a qualified Environmental Consultant to determine whether this is a potential problem.

7) TIME TO INVESTIGATE

The Home Inspector and the Home Inspection Company will have no liability for any claim or complaint if conditions have been disturbed, altered, repaired, replaced or otherwise changed before we have had a reasonable period of time to investigate.

8) REPORT IS FOR OUR CLIENT ONLY

The inspection report is for the exclusive use of the client named herein. No use of the information by any other party is intended.

9) CANCELLATION FEE

If the inspection is cancelled within 24 hours of the appointment time, a cancellation fee of 50% of the fee will apply.

10) NOT A GUARANTEE, WARRANTY OR INSURANCE POLICY.

The inspection and report are not a guarantee, warranty or an insurance policy with regard to the fitness of the property. A home warranty is available. For more information, visit www.carsondunlop.com/home-inspection/home-warranty-plan/

11) LIMIT OF LIABILITY

THE LIABILITY OF THE HOME INSPECTOR AND THE HOME INSPECTION COMPANY ARISING OUT OF THIS INSPECTION AND REPORT, FOR ANY CAUSE OF ACTION WHATSOEVER, WHETHER IN CONTRACT OR IN NEGLIGENCE, IS LIMITED TO A REFUND OF THE FEES THAT YOU HAVE BEEN CHARGED FOR THIS INSPECTION, OR \$1,000, WHICHEVER IS GREATER.



Canadian Association Of Home & Property Inspectors

2012 NATIONAL STANDARDS OF PRACTICE

The National Standards of Practice are a set of guidelines for home and property inspectors to follow in the performance of their inspections. They are the most widely accepted Canadian home inspection guidelines in use, and address all the home's major systems and components. The National Standards of Practice and Code of Ethics are recognized by many related professionals as the definitive Standards for professional performance in the industry.

These National Standards of Practice are being published to inform the public on the nature and scope of visual building inspections performed by home and property inspectors who are members of the Canadian Association of Home and Property Inspectors (CAHPI).

The purpose of the National Standards of Practice is to provide guidelines for home and property inspectors regarding both the inspection itself and the drafting of the inspection report, and to define certain terms relating to the performance of home inspections to ensure consistent interpretation.

To ensure better public protection, home and property inspectors who are members of CAHPI should strive to meet these Standards and abide by the appropriate provincial/regional CAHPI Code of Ethics.

These Standards take into account that a visual inspection of a building does not constitute an evaluation or a verification of compliance with building codes, Standards or regulations governing the construction industry or the health and safety industry, or Standards and regulations governing insurability.

Any terms not defined in these Standards shall have the meaning commonly assigned to it by the various trades and professions, according to context.

INDEX

1. Introduction
2. Purpose and Scope
3. General Limitations and Exclusions
4. Structural Systems
5. Exterior Systems
6. Roof Systems
7. Plumbing Systems
8. Electrical Systems
9. Heating Systems
10. Fireplaces & Solid Fuel Burning Appliances
11. Air Conditioning Systems
12. Interior Systems
13. Insulation and Vapour Barriers
14. Mechanical and Natural Ventilation Systems

Glossary Note: Italicized words are defined in the Glossary.

1. INTRODUCTION

- 1.1** The Canadian Association of Home and Property Inspectors (CAHPI) is a not-for-profit association whose members include the following seven provincial/regional organizations: CAHPI-British Columbia, CAHPI-Alberta, CAHPI-Saskatchewan, CAHPI-Manitoba, OAH (Ontario), AIBQ (Quebec), and CAHPI-Atlantic. CAHPI strives to promote excellence within the profession and continual improvement of inspection services to the public.

2. PURPOSE AND SCOPE

- 2.1** The purpose of these National Standards of Practice is to establish professional and uniform Standards for private, fee-paid home inspectors who are members of one of the provincial/regional organizations of CAHPI. Home Inspections performed to these National Standards of Practice are intended to provide information regarding the condition of the systems and components of the building as inspected at the time of the Home Inspection. This does NOT include building code inspections.

These National Standards of Practice enable the building being inspected to be compared with a building that was constructed in accordance with the generally accepted practices at the time of construction, and which has been adequately maintained such that there is no significant loss of *functionality*.

It follows that the building may not be in compliance with current building codes, standards and regulations that are applicable at the time of inspection.

These National Standards of Practice apply to inspections of part or all of a building for the following building types:

- single-family dwelling, detached, semi-detached or row house
- multi unit residential building
- residential building held in divided or undivided co ownership
- residential building occupied in part for a residential occupancy and in part for a commercial occupancy, as long as the latter use does not exceed 40% of the building's total area, excluding the basement.

2.2 THE INSPECTOR SHALL:

A. inspect:

1. *readily accessible*, visually observable *installed systems*, and *components* of buildings listed in these National Standards of Practice.

B. report:

1. on those *systems* and *components* installed on the building inspected which, in the professional opinion or judgement of the *inspector*, *have a significant deficiency* or are unsafe or are near the end of their *service lives*.
2. a reason why, if not self-evident, the *system* or *component* has a *significant deficiency* or is unsafe or is near the end of its *service life*.
3. the inspector's recommendations to correct or monitor the reported deficiency.
4. on any *systems* and *components* designated for inspection in these National Standards of Practice which were present at the time of the *Home Inspection* but were not inspected and a reason they were not inspected.

2.3 These National Standards of Practice are not intended to limit inspectors from:

- A.** including other inspection services in addition to those required by these National Standards of Practice provided the *inspector* is appropriately qualified and willing to do so.
- B.** excluding *systems* and *components* from the inspection if requested by the client or as dictated by circumstances at the time of the inspection.

3. GENERAL LIMITATIONS AND EXCLUSIONS

3.1 GENERAL LIMITATIONS:

- A.** Inspections performed in accordance with these National Standards of Practice
1. are not *technically exhaustive*.
 2. will not identify concealed conditions or latent defects.

3.2 GENERAL EXCLUSIONS:

A. The *inspector* is not required to perform any action or make any determination unless specifically stated in these National Standards of Practice, except as may be required by lawful authority.

B. *Inspectors* are NOT required to determine:

1. condition of *systems* or *components* which are not *readily accessible*.
2. remaining life of any *system* or *component*.
3. strength, adequacy, effectiveness, or efficiency of any *system* or *component*.
4. causes of any condition or deficiency.
5. methods, materials, or costs of corrections.
6. future conditions including, but not limited to, failure of *systems* and *components*.
7. suitability of the property for any use.
8. compliance with regulatory requirements (codes, regulations, laws, ordinances, etc.).
9. market value of the property or its marketability.
10. advisability of the purchase of the property.
11. presence of potentially hazardous plants, animals or insects including, but not limited to wood destroying organisms, diseases or organisms harmful to humans.
12. presence of any environmental hazards including, but not limited to toxins, carcinogens, noise, and contaminants in soil, water, and air.
13. effectiveness of any *system* installed or methods utilized to control or remove suspected hazardous substances.
14. operating costs of *systems* or *components*.
15. acoustical properties of any *system* or *component*.
16. design adequacy with regards to location of the home, or the elements to which it is exposed.

C. *Inspectors* are NOT required to offer or perform:

1. any act or service contrary to law, statute or regulation.
2. *engineering, architectural* and technical services.
3. work in any trade or any professional service other than *home inspection*.
4. warranties or guarantees of any kind.

D. *Inspectors* are NOT required to operate:

1. any *system* or *component* which is *shut down* or otherwise inoperable.
2. any *system* or *component* which does not respond to *normal operating controls*.
3. shut-off valves.

E. *Inspectors* are NOT required to enter:

1. any area which will, in the opinion of the *inspector*, likely be hazardous to the *inspector* or other persons or damage the property or its *systems* or *components*.

2. *confined spaces*.

3. spaces which are not readily accessible.

F. *Inspectors* are NOT required to *inspect*:

1. underground items including, but not limited to storage tanks or other indications of their presence, whether abandoned or active.
2. *systems* or *components* which are not *installed*.
3. *decorative* items.
4. *systems* or *components* located in areas that are not readily accessible in accordance with these National Standards of Practice.
5. detached structures.
6. common elements or common areas in multi-unit housing, such as condominium properties or cooperative housing when inspecting an individual unit(s), including the roof and building envelope.
7. test and/or operate any installed fire alarm system, burglar alarm system, automatic sprinkler system or other fire protection equipment, electronic or automated installations, telephone, intercom, cable/internet systems and any lifting equipment, elevator, freight elevator, wheelchair lift, climbing chair, escalator or others;
8. pools, spas and their associated safety devices, including fences.

G. *Inspectors* are NOT required to:

1. perform any procedure or operation which will, in the opinion of the *inspector*, likely be hazardous to the *inspector* or other persons or damage the property or its *systems* or *components*.
2. move suspended ceiling tiles, personal property, furniture, equipment, plants, soil, snow, ice, or debris.
3. *dismantle* any *system* or *component*, except as explicitly required by these National Standards of Practice.

4. STRUCTURAL SYSTEMS

4.1 THE INSPECTOR SHALL:

A. inspect:

1. *structural components* including visible foundation and framing.
2. by *probing* a sample of structural components where deterioration is suspected or where clear indications of possible deterioration exist. *Probing* is NOT required when *probing* would damage any finished surface or where no deterioration is visible.

B. describe:

1. foundation(s).
2. floor structure(s).
3. wall structure(s).
4. ceiling structure(s).
5. roof structure(s).

C. report:

1. on conditions limiting access to structural components.
2. methods used to *inspect* the *under-floor crawl space*
3. methods used to *inspect* the attic(s).

4.2 THE INSPECTOR IS NOT REQUIRED TO:

- A. provide any *engineering service* or *architectural service*.
- B. offer an opinion as to the adequacy of any *structural system* or *component*.

5. EXTERIOR SYSTEMS

5.1 THE INSPECTOR SHALL:

A. inspect:

1. exterior wall covering(s), flashing and trim.
2. all exterior doors.
3. attached or *adjacent* decks, balconies, steps, porches, and their associated railings.
4. eaves, soffits, and fascias where accessible from the ground level.
5. vegetation, grading, and surface drainage on the property when any of these are likely to adversely affect the building.
6. walkways, patios, and driveways leading to dwelling entrances.
7. landscaping structure attached or adjacent to the building when likely to adversely affect the building.
8. attached garage or carport.
9. garage doors and garage door operators for attached garages.

B. describe

1. exterior wall covering(s).

C. report:

1. the method(s) used to inspect the exterior wall elevations.

5.2 THE INSPECTOR IS NOT REQUIRED TO:

A. inspect:

1. screening, shutters, awnings, and similar seasonal accessories.
2. fences.
3. geological, geotechnical or hydrological conditions.
4. *recreational facilities*.
5. detached garages and outbuildings.
6. seawalls, break-walls, dykes and docks.
7. erosion control and earth stabilization measures.

6. ROOF SYSTEMS

6.1 THE INSPECTOR SHALL:

A. inspect:

1. *readily accessible* roof coverings.
2. *readily accessible* roof drainage systems.
3. *readily accessible* flashings.
4. *readily accessible* skylights, chimneys, and roof penetrations.

B. describe

1. roof coverings.

C. report:

1. method(s) used to inspect the roof(s).

6.2 THE INSPECTOR IS NOT REQUIRED TO:

A. inspect:

1. antennae and satellite dishes.
2. interiors of flues or chimneys.
3. other *installed* items attached to but not related to the roof system(s).

7. PLUMBING SYSTEMS

7.1 THE INSPECTOR SHALL:

A. inspect:

1. interior water supply and distribution *systems* including all fixtures and faucets.
2. drain, waste and vent *systems* including all fixtures.
3. water heating equipment and associated venting systems.
4. water heating equipment fuel storage and fuel distribution systems.
5. fuel storage and fuel distribution *systems*.
6. drainage sumps, sump pumps, and related piping.

B. describe:

1. water supply, distribution, drain, waste, and vent piping materials.
2. water heating equipment including the energy source.
3. location of main water and main fuel shut-off valves.

7.2 THE INSPECTOR IS NOT REQUIRED TO:

A. inspect:

1. clothes washing machine connections.
2. wells, well pumps, or water storage related equipment.
3. water conditioning *systems*.
4. solar water heating *systems*.
5. fire and lawn sprinkler *systems*.
6. private waste disposal *systems*.

B. determine:

1. whether water supply and waste disposal *systems* are public or private.
2. the quantity or quality of the water supply.

C. operate:

1. safety valves or shut-off valves.

8. ELECTRICAL SYSTEMS

8.1 THE INSPECTOR SHALL:

A. inspect:

1. service drop.
2. service entrance conductors, cables, and raceways.
3. service equipment and main disconnects.
4. service grounding.
5. interior components of service panels and sub panels.
6. distribution conductors.
7. overcurrent protection devices.
8. a *representative number* of *installed* lighting fixtures, switches, and receptacles.
9. ground fault circuit interrupters (GFCI) (if appropriate).
10. arc fault circuit interrupters (AFCI) (if appropriate).

B. describe:

1. amperage and voltage rating of the service.
2. location of main disconnect(s) and subpanel(s).
3. *wiring methods*.

C. report:

1. presence of solid conductor aluminum branch circuit wiring.
2. absence of carbon monoxide detectors (if applicable).
3. absence of smoke detectors.
4. presence of ground fault circuit interrupters (GFCI).
5. presence of arc fault circuit interrupters (AFCI).

8.2 THE INSPECTOR IS NOT REQUIRED TO:

A. inspect:

1. remote control devices unless the device is the only control device.
2. alarm *systems* and *components*.
3. low voltage wiring, *systems* and *components*.
4. ancillary wiring, *systems* and *components* not a part of the primary electrical power distribution *system*.

5. telecommunication equipment.

B. measure:

1. amperage, voltage, or impedance.

9. HEATING SYSTEMS

9.1 THE INSPECTOR SHALL:

A. inspect:

1. *readily accessible* components of *installed* heating equipment.
2. vent systems, flues, and chimneys.
3. fuel storage and fuel distribution *systems*.

B. describe:

1. energy source(s).
2. heating method(s) by distinguishing characteristics.
3. chimney(s) and/or venting material(s).
4. combustion air sources.
5. exhaust venting methods (naturally aspirating, induced draft, direct vent, direct vent sealed combustion).

9.2 THE INSPECTOR IS NOT REQUIRED TO:

A. inspect:

1. interiors of flues or chimneys.
2. heat exchangers.
3. auxiliary equipment.
4. electronic air filters.
5. solar heating *systems*.

B. determine:

1. system adequacy or distribution balance.

10. FIREPLACES AND SOLID FUEL BURNING APPLIANCES

(Unless prohibited by the authority having jurisdiction)

10.1 THE INSPECTOR SHALL:

A. inspect:

1. system components
2. vent systems and chimneys

B. describe:

1. fireplaces and solid fuel burning appliances
2. chimneys

10.2 THE INSPECTOR IS NOT REQUIRED TO:

A. inspect:

1. interior of flues or chimneys
2. screens, doors and dampers
3. seals and gaskets
4. automatic fuel feed devices
5. heat distribution assists whether fan assisted or gravity

B. ignite or extinguish fires

C. determine draught characteristics

D. move fireplace inserts, stoves, or firebox contents

11. AIR CONDITIONING SYSTEMS

11.1 THE INSPECTOR SHALL:

A. inspect

1. permanently *installed* central air conditioning equipment.

B. describe:

1. energy source.
2. cooling method by its distinguishing characteristics.

11.2 THE INSPECTOR IS NOT REQUIRED TO:

A. inspect

1. electronic air filters.
2. portable air conditioner(s).

B. determine:

1. system adequacy or distribution balance.

12. INTERIOR SYSTEMS

12.1 THE INSPECTOR SHALL:

A. inspect:

1. walls, ceilings, and floors.
2. steps, stairways, and railings.
3. a *representative number* of countertops and *installed* cabinets.
4. a *representative number* of doors and windows.
5. walls, doors and ceilings separating the habitable spaces and the garage.

B. describe:

1. materials used for walls, ceilings and floors.
2. doors.
3. windows.

C. report

1. absence or ineffectiveness of guards and handrails or other potential physical injury hazards.

12.2 THE INSPECTOR IS NOT REQUIRED TO:

A. inspect:

1. *decorative* finishes.
2. window treatments.
3. central vacuum *systems*.
4. *household appliances*.
5. *recreational facilities*.

13. INSULATION AND VAPOUR BARRIERS

13.1 THE INSPECTOR SHALL:

A. inspect:

1. insulation and *vapour barriers* in unfinished spaces.

B. describe:

1. type of insulation material(s) and *vapour barriers* in unfinished spaces.

C. report

1. absence of insulation in unfinished spaces within the building envelope.
2. presence of vermiculite insulation

13.2 THE INSPECTOR IS NOT REQUIRED TO:

A. disturb

1. insulation.
2. *vapour barriers*.

B. obtain sample(s) for analysis

1. insulation material(s).

14. MECHANICAL AND NATURAL VENTILATION SYSTEMS

14.1 THE INSPECTOR SHALL:

A. inspect:

1. ventilation of attics and foundation areas.
2. mechanical ventilation *systems*.
3. ventilation systems in areas where moisture is generated such as kitchen, bathrooms, laundry rooms.

B. describe:

1. ventilation of attics and foundation areas.
2. mechanical ventilation *systems*.
3. ventilation systems in areas where moisture is generated such as: kitchens, bathrooms and laundry rooms.

C. report:

1. absence of ventilation in areas where moisture is generated such as: kitchens, bathrooms and laundry rooms.

14.2 THE INSPECTOR IS NOT REQUIRED TO:

1. determine indoor air quality.
2. determine system adequacy or distribution balance.

GLOSSARY

Adjacent

Nearest in space or position; immediately adjoining without intervening space.

Alarm Systems

Warning devices, installed or free-standing, including but not limited to; carbon monoxide detectors, flue gas and other spillage detectors, security equipment, ejector pumps and smoke alarms.

Architectural Service

Any practice involving the art and science of building design for construction of any structure or grouping of structures and the use of space within and surrounding the structures or the design for construction, including but not specifically limited to, schematic design, design development, preparation of construction contract documents, and administration of the construction contract, adequacy of design for the location and exposure to the elements.

Automatic Safety Controls

Devices designed and installed to protect *systems* and *components* from unsafe conditions.

Component

A part of a *system*.

Confined Spaces

An enclosed or partially enclosed area that:

1. Is occupied by people only for the purpose of completing work.
2. Has restricted entry/exit points.
3. Could be hazardous to people entering due to:
 - a. its design, construction, location or atmosphere.
 - b. the materials or substances in it, or
 - c. any other conditions which prevent normal inspection procedure.

Decorative

Ornamental; not required for the operation of the essential *systems* and *components* of a building.

Describe

To *report* a *system* or *component* by its type or other observed, significant characteristics to distinguish it from other *systems* or *components*.

Determine

To find out, or come to a conclusion by investigation.

Dismantle

To take apart or remove any component, device, or piece of equipment that would not be taken apart or removed by a homeowner in the course of normal and routine home owner maintenance.

Engineering Service

Any professional service or creative work requiring engineering education, training, and experience and the application of special knowledge of the mathematical, physical and engineering sciences to such professional service or creative work as consultation, investigation, evaluation, planning, design and supervision of construction for the purpose of assuring compliance with the specifications and design, in conjunction with structures, buildings, machines, equipment, works or processes.

Functionality

The purpose that something is designed or expected to fulfill.

Further Evaluation

Examination and analysis by a qualified professional, tradesman or service technician beyond that provided by the *home inspection*.

Home Inspection

The process by which an *inspector* visually examines the *readily accessible systems* and *components* of a building and which *describes* those *systems* and *components* in accordance with these National Standards of Practice.

Household Appliances

Kitchen, laundry, and similar appliances, whether *installed* or freestanding.

Inspect

To examine *readily accessible systems* and *components* of a building in accordance with these National Standards of Practice, *where applicable* using *normal operating controls* and opening *readily openable access panels*.

Inspector

A person hired to examine any *system* or *component* of a building in accordance with these National Standards of Practice.

Installed

Set up or fixed in position for current use or service.

Monitor

Examine at regular intervals to detect evidence of change.

Normal Operating Controls

Devices such as thermostats, switches or valves intended to be operated by the homeowner.

Operate

To cause to function, turn on, to control the function of a machine, process, or system.

Probing

Examine by touch.

Readily Accessible

Available for visual inspection without requiring moving of personal property, *dismantling*, destructive measures, or any action which will likely involve risk to persons or property.

Readily Openable Access Panel

A panel provided for homeowner inspection and maintenance that is within normal reach, can be removed by one person, and is not sealed in place.

Recreational Facilities

Spas, saunas, steam baths, swimming pools, exercise, entertainment, athletic, playground or other similar equipment and associated accessories.

Report

To communicate in writing.

Representative Number

One *component* per room for multiple similar interior *components* such as windows and electric outlets; one *component* on each side of the building for multiple similar exterior *components*.

Roof Drainage Systems

Components used to carry water off a roof and away from a building.

Sample

A representative portion selected for inspection.

Service Life/Lives

The period during which something continues to function fully as intended.

Significant Deficiency

A clearly definable hazard or a clearly definable potential for failure or is unsafe or not functioning.

Shut Down

A state in which a *system* or *component* cannot be operated by *normal operating controls*.

Solid Fuel Burning Appliances

A hearth and fire chamber or similar prepared place in which a fire may be built and which is built in conjunction with a chimney; or a listed assembly of a fire chamber, its chimney and related factory-made parts designed for unit assembly without requiring field construction.

Structural Component

A component that supports non-variable forces or weights (dead loads) and variable forces or weights (live loads).

System

A combination of interacting or interdependent components, assembled to carry out one or more functions.

Technically Exhaustive

An inspection is technically exhaustive when it is done by a specialist who may make extensive use of measurements, instruments, testing, calculations, and other means to develop scientific or engineering findings, conclusions, and recommendations.

Under-floor Crawl Space

The area within the confines of the foundation and between the ground and the underside of the floor.

Unsafe

A condition in a *readily accessible, installed system* or *component* which is judged to be a significant risk of personal injury during normal, day-to-day use. The risk may be due to damage, deterioration, missing or improper installation or a change in accepted residential construction Standards.

Vapour Barrier

Material used in the building envelope to retard the passage of water vapour or moisture.

Visually Accessible

Able to be viewed by reaching or entering.

Wiring Methods

Identification of electrical conductors or wires by their general type, such as "non-metallic sheathed cable" ("Romex"), "armored cable" ("bx") or "knob and tube", etc.

Note - In these National Standards of Practice, redundancy in the description of the requirements, limitations and exclusions regarding the scope of the Home Inspection is provided for clarity not emphasis.

(CAHPI acknowledges The American Society of Home Inspectors®, Inc. (ASHI®) for the use of their Standards of Practice (version January 1, 2000)

(AUGUST 22/12 VER. F)

The links below connect you to a series of documents that will help you understand your home and how it works. These are in addition to links attached to specific items in the report.

Click on any link to read about that system.

» 01. ROOFING, FLASHINGS AND CHIMNEYS

» 02. EXTERIOR

» 03. STRUCTURE

» 04. ELECTRICAL

» 05. HEATING

» 06. COOLING/HEAT PUMPS

» 07. INSULATION

» 08. PLUMBING

» 09. INTERIOR

» 10. APPLIANCES

» 11. LIFE CYCLES AND COSTS

» 12. SUPPLEMENTARY

Asbestos

Radon

Urea Formaldehyde Foam Insulation (UFFI)

Lead

Carbon Monoxide

Mold

Household Pests

Termites and Carpenter Ants

» 13. HOME SET-UP AND MAINTENANCE

» 14. MORE ABOUT HOME INSPECTIONS