



Your Inspection Report

Sample Report, FL

PREPARED FOR:
NEW CONSTRUCTION

INSPECTION DATE:
Friday, July 21, 2017

PREPARED BY:
Tom Frey



Florida Building Inspection Group
PO Box 1633
Riverview, FL 33568

(813) 409 3249
Fax: (813) 436-5260
flbigroup.com
Clientcare@FLBIGroup.com

When your building needs to be investigated call the FBI...Group!

SUMMARY

Sample, Report, FL July 21, 2017

Report No. 4022, v.4

flbigroup.com

SUMMARY

NEW HOME C

REFERENCE

This Summary outlines potentially significant issues from a cost or safety standpoint. This section is provided as a courtesy and cannot be considered a substitute for reading the entire report. Please read the complete document.

[Priority Maintenance Items](#)

This concludes the Summary section.

The remainder of the report describes each of the home's systems and also details any recommendations we have for improvements. Limitations that restricted our inspection are included as well.

The suggested time frames for completing recommendations are based on the limited information available during a pre-purchase home inspection. These may have to be adjusted based on the findings of specialists.

[Home Improvement - ballpark costs](#)

Description

Stage Two: • Lintel Inspection pre-pour

Note: May 18, 2017. Lintel/general inspection. Lintel has been poured, general framing has been completed & the majority of the plumbing has been roughed-in. No deficiencies noted.



1. Lintel Inspection pre-pour



2. Lintel Inspection pre-pour



3. Lintel Inspection pre-pour



4. Lintel Inspection pre-pour

NEW HOME CONSTRUCTION

Sample, Report, FL July 21, 2017

Report No. 4022, v.4

fbigroup.com

SUMMARY

NEW HOME C

REFERENCE



5. Lintel Inspection pre-pour



6. Lintel Inspection pre-pour



7. Lintel Inspection pre-pour



8. Lintel Inspection pre-pour



9. Lintel Inspection pre-pour



10. Lintel Inspection pre-pour

NEW HOME CONSTRUCTION

Sample, Report, FL July 21, 2017

Report No. 4022, v.4

fbigroup.com

SUMMARY

NEW HOME C

REFERENCE



11. Lintel Inspection pre-pour



12. Lintel Inspection pre-pour



13. Lintel Inspection pre-pour



14. Lintel Inspection pre-pour



15. Lintel Inspection pre-pour



16. Lintel Inspection pre-pour



17. Lintel Inspection pre-pour



18. Lintel Inspection pre-pour



19. Lintel Inspection pre-pour



20. Lintel Inspection pre-pour



21. Lintel Inspection pre-pour

Stage Three: • Pre- drywall inspection

Note: June 6, 2017



22. Pre- drywall inspection



23. Pre- drywall inspection



24. Pre- drywall inspection



25. Pre- drywall inspection



26. Pre- drywall inspection



27. Pre- drywall inspection



28. Pre- drywall inspection



29. Pre- drywall inspection



30. Pre- drywall inspection

Stage Three: • General Framing



31. General Framing



32. General Framing



33. General Framing



34. General Framing



35. General Framing



36. General Framing



37. General Framing




38. General Framing



39. General Framing



40. General Framing



41. General Framing



42. General Framing



43. General Framing



44. General Framing



45. General Framing



46. General Framing

NEW HOME CONSTRUCTION

Sample, Report, FL July 21, 2017

Report No. 4022, v.4

fbigroup.com

SUMMARY

NEW HOME C

REFERENCE



47. General Framing



48. General Framing



49. General Framing



50. General Framing



51. General Framing



52. General Framing

NEW HOME CONSTRUCTION

Sample, Report, FL July 21, 2017

Report No. 4022, v.4

fbigroup.com

SUMMARY

NEW HOME C

REFERENCE



53. General Framing



54. General Framing



55. General Framing



56. General Framing



57. General Framing



58. General Framing



59. General Framing



60. General Framing

Stage Three: • HVAC rough-in



61. HVAC rough-in



62. HVAC rough-in



63. HVAC rough-in



64. HVAC rough-in



65. HVAC rough-in



66. HVAC rough-in



67. HVAC rough-in



68. HVAC rough-in



69. HVAC rough-in



70. HVAC rough-in



71. HVAC rough-in



72. HVAC rough-in

Stage Three: • Electrical rough-in



73. Electrical rough-in



74. Electrical rough-in



75. Electrical rough-in



76. Electrical rough-in



77. Electrical rough-in



78. Electrical rough-in



79. Electrical rough-in



80. Electrical rough-in



81. Electrical rough-in

Stage Three: • Plumbing rough-in

NEW HOME CONSTRUCTION

Sample, Report, FL July 21, 2017

Report No. 4022, v.4

fbigroup.com

SUMMARY

NEW HOME C

REFERENCE



82. Plumbing rough-in



83. Plumbing rough-in



84. Plumbing rough-in



85. Plumbing rough-in



86. Plumbing rough-in



87. Plumbing rough-in



88. Plumbing rough-in



89. Plumbing rough-in



90. Plumbing rough-in



91. Plumbing rough-in



92. Plumbing rough-in



93. Plumbing rough-in



94. Plumbing rough-in



95. Plumbing rough-in



96. Plumbing rough-in



97. Plumbing rough-in



98. Plumbing rough-in



99. Plumbing rough-in



100. Plumbing rough-in



101. Plumbing rough-in



102. Plumbing rough-in



103. Plumbing rough-in



104. Plumbing rough-in



105. Plumbing rough-in



106. Plumbing rough-in



107. Plumbing rough-in



108. Plumbing rough-in



109. Plumbing rough-in




110. Plumbing rough-in



111. Plumbing rough-in

Stage Four: • Pre-Final & Final walk through

Note: July 21, 2017. All items needing attention were marked with Blue tape. All minor in nature typical drywall and paint touch-ups.



112. Pre-Final & Final walk through



113. Pre-Final & Final walk through




114. Pre-Final & Final walk through



115. Pre-Final & Final walk through



116. Pre-Final & Final walk through



117. Pre-Final & Final walk through



118. Pre-Final & Final walk through




119. Pre-Final & Final walk through



120. Pre-Final & Final walk through



121. Pre-Final & Final walk through



122. Pre-Final & Final walk through



123. Pre-Final & Final walk through



124. Pre-Final & Final walk through



125. Pre-Final & Final walk through




126. Pre-Final & Final walk through



127. Pre-Final & Final walk through



128. Pre-Final & Final walk through



129. Pre-Final & Final walk through



130. Pre-Final & Final walk through



131. Pre-Final & Final walk through




132. Pre-Final & Final walk through



133. Pre-Final & Final walk through



134. Pre-Final & Final walk through



135. Pre-Final & Final walk through



136. Pre-Final & Final walk through



137. Pre-Final & Final walk through



138. Pre-Final & Final walk through



139. Pre-Final & Final walk through



140. Pre-Final & Final walk through



141. Pre-Final & Final walk through

NEW HOME CONSTRUCTION

Sample, Report, FL July 21, 2017

Report No. 4022, v.4

flbigroup.com

SUMMARY

NEW HOME C

REFERENCE



142. Pre-Final & Final walk through



143. Pre-Final & Final walk through



144. Pre-Final & Final walk through



145. Pre-Final & Final walk through



146. Pre-Final & Final walk through



147. Pre-Final & Final walk through



148. Pre-Final & Final walk through




149. Pre-Final & Final walk through



150. Pre-Final & Final walk through



151. Pre-Final & Final walk through




152. Pre-Final & Final walk through



153. Pre-Final & Final walk through



154. Pre-Final & Final walk through



155. Pre-Final & Final walk through



156. Pre-Final & Final walk through



157. Pre-Final & Final walk through



158. Pre-Final & Final walk through



159. Pre-Final & Final walk through



160. Pre-Final & Final walk through




161. Pre-Final & Final walk through



162. Pre-Final & Final walk through



163. Pre-Final & Final walk through



164. Pre-Final & Final walk through



165. Pre-Final & Final walk through



166. Pre-Final & Final walk through



167. Pre-Final & Final walk through



168. Pre-Final & Final walk through



169. Pre-Final & Final walk through



170. Pre-Final & Final walk through



171. Pre-Final & Final walk through




172. Pre-Final & Final walk through



173. Pre-Final & Final walk through




174. Pre-Final & Final walk through



175. Pre-Final & Final walk through



176. Pre-Final & Final walk through




177. Pre-Final & Final walk through



178. Pre-Final & Final walk through



179. Pre-Final & Final walk through



180. Pre-Final & Final walk through



181. Pre-Final & Final walk through



182. Pre-Final & Final walk through



183. Pre-Final & Final walk through




184. Pre-Final & Final walk through



185. Pre-Final & Final walk through



186. Pre-Final & Final walk through



187. Pre-Final & Final walk through



188. Pre-Final & Final walk through



189. Pre-Final & Final walk through



190. Pre-Final & Final walk through




191. Pre-Final & Final walk through



192. Pre-Final & Final walk through



193. Pre-Final & Final walk through



194. Pre-Final & Final walk through



195. Pre-Final & Final walk through



196. Pre-Final & Final walk through




197. Pre-Final & Final walk through



198. Pre-Final & Final walk through



199. Pre-Final & Final walk through



200. Pre-Final & Final walk through



201. Pre-Final & Final walk through

NEW HOME CONSTRUCTION

Sample, Report, FL July 21, 2017

Report No. 4022, v.4

fbigroup.com

SUMMARY

NEW HOME C


REFERENCE



202. Pre-Final & Final walk through



203. Pre-Final & Final walk through



204. Pre-Final & Final walk through



205. Pre-Final & Final walk through



206. Pre-Final & Final walk through



207. Pre-Final & Final walk through



208. Pre-Final & Final walk through




209. Pre-Final & Final walk through



210. Pre-Final & Final walk through



211. Pre-Final & Final walk through




212. Pre-Final & Final walk through




213. Pre-Final & Final walk through



214. Pre-Final & Final walk through



215. Pre-Final & Final walk through



216. Pre-Final & Final walk through




217. Pre-Final & Final walk through



218. Pre-Final & Final walk through



219. Pre-Final & Final walk through



220. Pre-Final & Final walk through



221. Pre-Final & Final walk through



222. Pre-Final & Final walk through



223. Pre-Final & Final walk through



224. Pre-Final & Final walk through



225. Pre-Final & Final walk through



226. Pre-Final & Final walk through




227. Pre-Final & Final walk through



228. Pre-Final & Final walk through



229. Pre-Final & Final walk through



230. Pre-Final & Final walk through



231. Pre-Final & Final walk through



232. Pre-Final & Final walk through



233. Pre-Final & Final walk through



234. Pre-Final & Final walk through



235. Pre-Final & Final walk through

END OF REPORT

The links below connect you to a series of documents that will help you understand your home and how it works. These are in addition to links attached to specific items in the report.

Click on any link to read about that system.

» 01. ROOFING, FLASHINGS AND CHIMNEYS

» 02. EXTERIOR

» 03. STRUCTURE

» 04. ELECTRICAL

» 05. HEATING

» 06. COOLING/HEAT PUMPS

» 07. INSULATION

» 08. PLUMBING

» 09. INTERIOR

» 10. APPLIANCES

» 11. LIFE CYCLES AND COSTS

» 12. SUPPLEMENTARY

Asbestos

Radon

Urea Formaldehyde Foam Insulation (UFFI)

Lead

Carbon Monoxide

Mold

Household Pests

Termites and Carpenter Ants

» 13. HOME SET-UP AND MAINTENANCE

» 14. MORE ABOUT HOME INSPECTIONS